

# CHEDER CHESHEK



*Your peek at how Chinuch and Cheshek go hand in hand*

## *A Message from the Menahel*

At first glance, נח only entered the תיבה to be saved from the ravages of the מבול.


Yet with deeper insight, we find that נח also entered the תיבה for a chinuch experience that would guide his reestablishment of the world.

During his year on the insular תיבה, נח saw the destruction that came along with a life disconnected from Hashem and also grew in his ability to maintain new levels of connection through constant tefilla and chesed.

This insular תיבה of chinuch was needed before נח set out to reestablish his life in our sometimes confusing world.

Similarly, our children need an insular תיבה before entering adulthood and the challenges they may face

## Picture of the Week!



*Zechariah Davis (4th) beginning his first cycle of שנים מקרא ואחד תרגום!*




# Happenings Around the Cheder



Pre1A enjoyed a פטת נח petting zoo! Thank you Morah Basya Malka Levit for arranging!

## Great Work!



**Problem of the Week #1: Building Blocks**

Shlomo Dubin

The tower shown is made of identical blocks stacked on top of each other. Some of the blocks are not visible. How many blocks were used in all to make the tower?

Show your work using pictures, numbers or symbols.

Handwritten work:

$$\begin{array}{r}
 \times 6 \\
 \times 5 \\
 \times 4 \\
 \times 3 \\
 \times 2 \\
 \times 1 \\
 \hline
 \end{array}$$

$$\begin{array}{r}
 1 \times 6 = 6 \\
 2 \times 5 = 10 \\
 3 \times 4 = 12 \\
 4 \times 3 = 12 \\
 5 \times 2 = 10 \\
 6 \times 1 = 6 \\
 \hline
 \end{array}$$

**Problem of the Week #1: Building Blocks**

The tower shown is made of identical blocks stacked on top of each other. Some of the blocks are not visible. How many blocks were used in all to make the tower?

Show your work using pictures, numbers or symbols.

Handwritten work:

Gavi Brager & Shlomo Dubin (4th) solved the P.O.W. Challenge in different ways!



# Happenings Around the Cheder




Shnayim Mikra 5782 got off to a powerful start with our Shnayim Mikra Seder! ערב שבת בראשית



Pre1A used lots of string and helium balloons to measure the size of the תיבה!

Starting to learn about the Solar System!



Haschalas Navi in כתה ד' Mazal tov!



## *Points from the Principal*

Even though it was our first full week of school, we are already thick in the middle of lots of learning. With books being read, writing being written, projects hanging on the wall, and extra math challenges being taken on, the energy of this school year was tangible!

Thank you to those who I got to see at Back to School Night. If you were unable to come, please know that you can reach out at any time.

### *Coming Up...*

- *Week of October 11 - Specials Starting! Library, Gym, & Math Labs*
- *Oct 11 - Chodesh Cheshvan Assemblies (4th-8th)*
- *Oct 12 - Chodesh Cheshvan Assemblies (Pre1A-3rd)*
- *Oct 15 - Welcome Back Ta'am Shabbos! (2nd-4th)*
- *Oct 15 - Welcome Back Middos Matter! (Pre1A-6th)*

### *Mazel Tov!*

*To Mordechai Minchenberg and family on the engagement of his brother!*

### *Our Condolences To..*

*Mrs. Shaina Settenbrino on the loss of her father.*

*Thank you Parents,  
for your strong  
participation at  
Back to School Night!*

### *Schedule Reminder:*

*Sunday, Oct 10th: Limudei Kodesh In-Service: No Minyan, 10:00 Opening*  
*Wednesday, Oct 13th: General Studies In-Service: 4:00 dismissal (5-8 Boys)*  
*After Care: Regular Sessions*





# Shnayim Mikra



## פֶּרֶשֶׁת נֹזֵז

כתה ד'	תזוילת הפרשה	עד	פרק ו', פסוק כ"ב
כתה ה'	תזוילת הפרשה	עד	פרק ז', פסוק כ"ד
כתה ו'	תזוילת הפרשה	עד	פרק ט', פסוק ז'
כתה ז'	כל הפרשה		
כתה זז'	כל הפרשה עם ההפטרה		(הפטרה פעם אחת בלי תרגום)

## Dedications



We are so grateful to....

Rabbi & Mrs. Adam and Shoshana Dubin for dedicating a day of learning on Friday, October 8th, ב' חשוון, l'eilu nishmas Simcha Rivka bas Daniel Shlomo, aunt of Shlomo and Moshe Dubin, on the occasion of her yahrtzeit.

## Parnes Hayom

Please consider becoming a Parnes Hayom and dedicating a day of learning at the Cheder or Bais Yaakov. Call or email Rabbi Kagan for details.

## Volunteer Service Needed!

We are looking for a large and sturdy foosball table and would be happy to take one secondhand. If you know of one that the Cheder can acquire or if you are available to find one from an online seller, please be in touch with Rabbi Kagan. Thank you!

